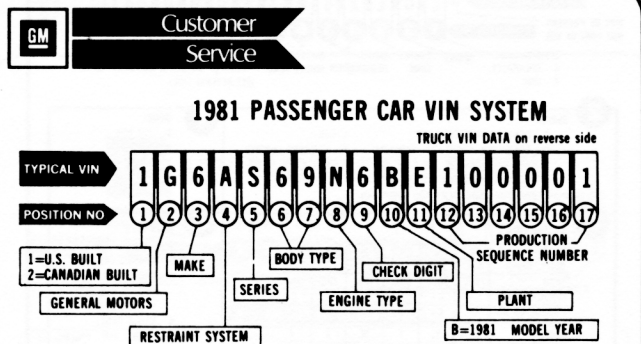


# General Motors 1981 VIN System

## Passenger Car



### 3 MAKE

1-Chevrolet  
2-Pontiac  
3-Oldsmobile  
4-Buick  
6-Cadillac  
7-GM of Canada

### 5 CARLINE/SERIES

**CHEVROLET**  
B - Chevette  
J - Chevette Scooter  
L - Impala  
N - Caprice Classic  
P - Camaro  
S - Camaro Berlinetta  
T - Malibu  
W - Malibu Classic  
X - Citation  
Y - Corvette  
Z - Monte Carlo

**PONTIAC**  
D - LeMans  
F - Grand LeMans  
J - Grand Prix  
K - Grand Prix LJ  
L - Catalina  
N - Bonneville  
P - Grand Prix  
R - Bonneville  
S - Firebird  
T - Firebird Esprit  
V - Firebird Formula  
W - Firebird Trans Am  
Y - Phoenix  
Z - Phoenix LJ

**OLDSMOBILE**  
B - Omega  
E - Omega Brougham  
G - Cutlass  
H - Cutlass Brougham Cruiser  
K - Cutlass Calais  
L - Delta 88  
M - Cutlass Supreme Brougham  
N - Delta 88 Royale  
P - Custom Cruiser  
R - Cutlass Supreme  
V - 98 Luxury  
W - 98 Regency Brougham  
X - 98 Regency  
Y - Delta 88 Royale Brougham  
Z - Tornado Brougham

**BUICK**  
B - Skylark  
C - Skylark Limited  
D - Skylark Sport  
E - Century Wagon  
H - Century  
J - Regal  
K - Regal Sport  
L - Century Limited  
M - Regal Limited  
N - LeSabre  
P - LeSabre Limited  
R - LeSabre Estate  
V - Electra Estate  
W - Electra Park Avenue  
X - Electra Limited  
Y - Riviera  
Z - Riviera

**GM CANADA ONLY**  
B - Acadian  
D - Bel Air  
F - Laurentian  
J - Acadian S  
N - Parisienne

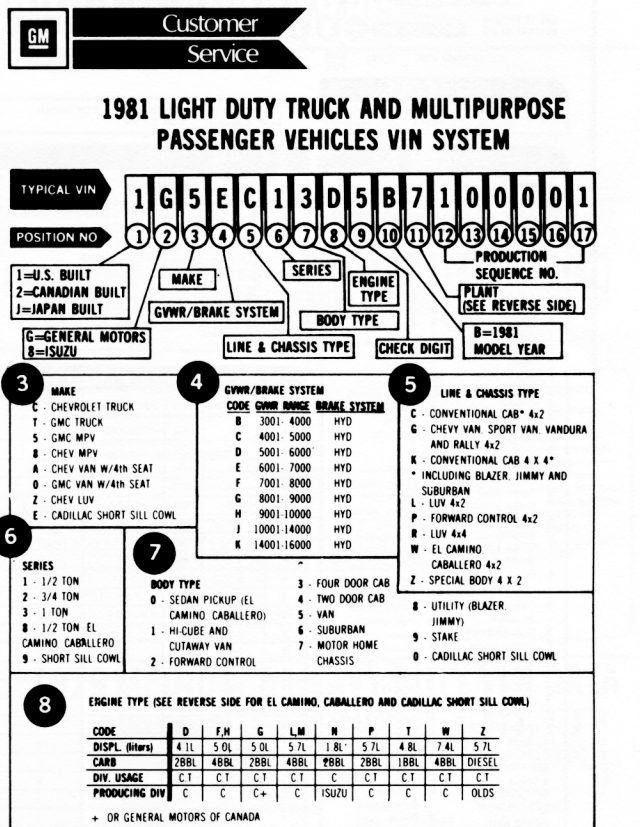
**CADILLAC**  
B - Fleetwood  
D - Brougham  
D - DeVille  
F - Fleetwood Limo  
L - Eldorado  
S - Seville

### 11 PLANT

A - Lakewood GA  
B - Baltimore MD  
C - Southgate CA  
D - Doraville GA  
E - Linden NJ  
F - Flint (Chev) MI  
G - Framingham MA  
H - Flint (Buick) MI  
I - Janesville WI  
J - Leeds MO  
K - Van Nuys CA  
L - Lansing MI  
M - Norwood OH  
N - Pontiac (Pont) MI  
R - Arlington MO  
S - St. Louis MO  
T - Tarrytown NY  
U - Pontiac (GM) MI  
V - Willow Run MI  
W - Fairfax VA  
X - Fairfax VA  
Y - Wilmington DE  
Z - Fremont CA  
0 - Pontiac (GM) MI  
1 - Oshawa ONT  
2 - St. Therese PQ  
3 - Detroit (Chev) MI  
4 - Scarborough ONT  
5 - Bowling Green KY  
6 - London ONT  
7 - Lordstown OH  
8 - Schreppert IA  
9 - Fujiwara JAPAN  
0 - Detroit (Cad) MI

The information shown is correct at time of printing, but may be changed during model year.

## Light Truck



**3 MAKE**

C - CHEVROLET TRUCK  
T - GMC TRUCK  
S - GMC MPV  
A - CHEV VAN W/4TH SEAT  
D - GMC VAN W/4TH SEAT  
Z - CHEV LUV  
E - CADILLAC SHORT SILL COWL

**4 GVWR/BRAKE SYSTEM**

CODE	GVWR	BRAKE SYSTEM
B	3001-4000	HYD
C	4001-5000	HYD
D	5001-6000	HYD
E	6001-7000	HYD
F	7001-8000	HYD
G	8001-9000	HYD
H	9001-10000	HYD
J	10001-14000	HYD
K	14001-16000	HYD

**5 LINE & CHASSIS TYPE**

C - CONVENTIONAL CAB\* 4x2  
G - CHEV VAN SPORT VAN, VANDURA AND RALLY 4x2  
K - CONVENTIONAL CAB 4 X 4\* INCLUDING BLAZER, JIMMY AND SUBURBAN  
L - LUV 4x2  
P - FORWARD CONTROL 4x2  
R - LUV 4x4  
W - EL CAMINO CABALLERO 4x2  
Z - SPECIAL BODY 4 X 2

**6 SERIES**

1 - 1/2 TON  
2 - 3/4 TON  
3 - 1 TON  
B - 1/2 TON EL CAMINO CABALLERO  
9 - SHORT SILL COWL

**7 BODY TYPE**

0 - SEDAN PICKUP (EL CAMINO CABALLERO)  
1 - HI-CUBE AND CUTAWAY VAN  
2 - FORWARD CONTROL

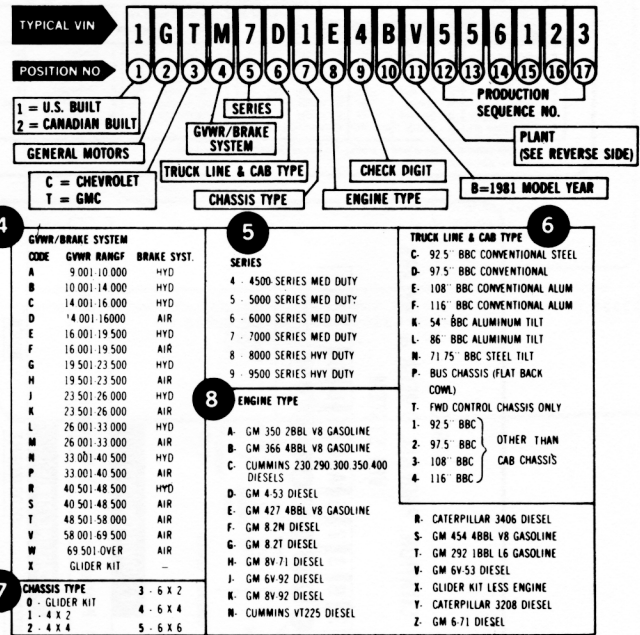
3 - FOUR DOOR CAB  
4 - TWO DOOR CAB  
5 - VAN  
6 - SUBURBAN  
7 - MOTOR HOME CHASSIS

**8 ENGINE TYPE (SEE REVERSE SIDE FOR EL CAMINO, CABALLERO AND CADILLAC SHORT SILL COWL)**

CODE	D	F.M	G	L.M	N	P	T	W	Z
DISPL. (liters)	4.1L	5.0L	5.7L	1.8L	5.7L	4.8L	7.4L	5.7L	
CARB	2BBL	4BBL	2BBL	4BBL	2BBL	1BBL	4BBL	DIESEL	
DIV. USAGE	C	T	C	T	C	C	T	C	T
PRODUCING DIV	C	C	C+	C	ISUZU	C	C	C	OLDS

\* OR GENERAL MOTORS OF CANADA

## 1981 MEDIUM & HEAVY DUTY TRUCK VIN SYSTEM



**4 GVWR/BRAKE SYSTEM**

CODE	GVWR	RANG	BRAKE SYST.
A	9001-10000		HYD
B	10001-14000		HYD
C	14001-16000		HYD
D	16001-19500		HYD
F	16001-19500		AIR
G	19501-23500		HYD
H	19501-23500		AIR
J	23501-26000		HYD
K	23501-26000		AIR
L	26001-33000		HYD
M	26001-33000		AIR
N	33001-40500		HYD
P	33001-40500		AIR
R	40501-48500		HYD
S	40501-48500		AIR
T	48501-58000		AIR
V	58001-69500		AIR
W	69501-OVER		AIR
X	GLIDER KIT		-

**5 SERIES**

4 - 4500 SERIES MED DUTY  
5 - 5000 SERIES MED DUTY  
6 - 6000 SERIES MED DUTY  
7 - 7000 SERIES MED DUTY  
8 - 8000 SERIES HVY DUTY  
9 - 9500 SERIES HVY DUTY

**6 TRUCK LINE & CAB TYPE**

C - 92.5 BBC CONVENTIONAL STEEL  
D - 97.5 BBC CONVENTIONAL  
E - 108 BBC CONVENTIONAL ALUM  
F - 116 BBC CONVENTIONAL ALUM  
K - 54 BBC ALUMINUM TILT  
L - 86 BBC ALUMINUM TILT  
M - 71.75 BBC STEEL TILT  
N - BUS CHASSIS (FLAT BACK COWL)  
P - FWD CONTROL CHASSIS ONLY  
T - 92.5 BBC  
Z - 97.5 BBC  
3 - 108 BBC  
4 - 116 BBC

**7 CHASSIS TYPE**

3 - 6 X 2  
4 - 6 X 4  
5 - 6 X 6

**8 ENGINE TYPE**

A - GM 350 2BBL V8 GASOLINE  
B - GM 366 4BBL V8 GASOLINE  
C - CUMMINS 230 290 300 350 400 DIESELS  
D - GM 4.53 DIESEL  
E - GM 427 4BBL V8 GASOLINE  
F - GM 8.2N DIESEL  
G - GM 8.2T DIESEL  
H - GM 8V71 DIESEL  
J - GM 6V92 DIESEL  
K - GM 8V92 DIESEL  
N - CUMMINS VT225 DIESEL

R - CATERPILLAR 3406 DIESEL  
S - GM 454 4BBL V8 GASOLINE  
T - GM 292 1BBL L6 GASOLINE  
V - GM 6V53 DIESEL  
X - GLIDER KIT LESS ENGINE  
Y - CATERPILLAR 3208 DIESEL  
Z - GM 6.7I DIESEL

General Motors Corporation, Consumer Relations & Service Staff GM Bldg. 13-102, Detroit, MI 48202.  
Litho in U.S.A. - 9/80